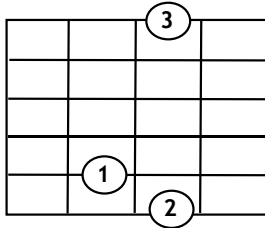


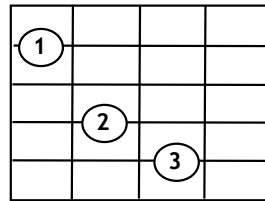
### 1.3 Spielen der Gitarre

Hier einige Griffbilder zu den oft benutzten Akkorden:

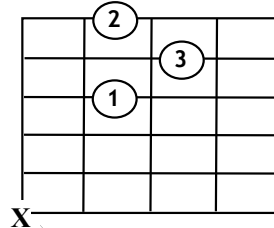
**G-Dur**



**C-Dur**



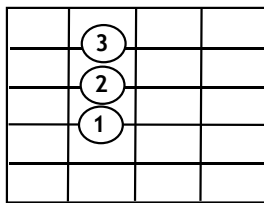
**D-Dur**



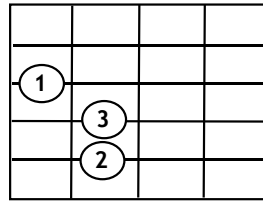
X

Saite nicht anspielen !

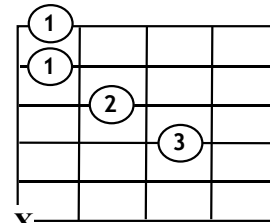
**A-Dur**



**E-Dur**

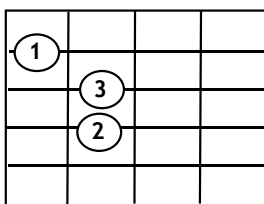


**F-Dur**

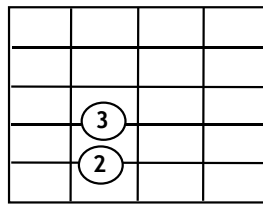


X

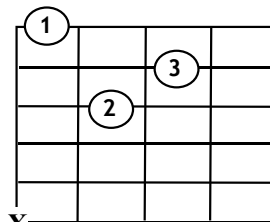
**A-Moll**



**E-Moll**

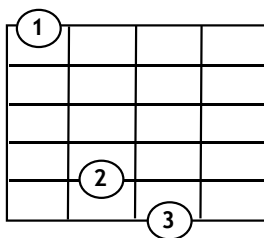


**D-Moll**

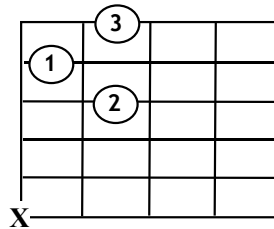


X

**G7**

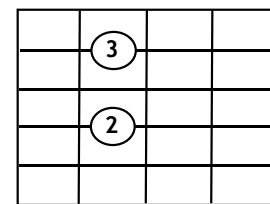


**D7**

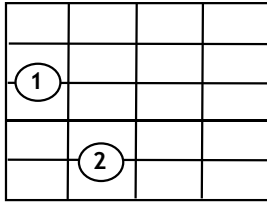


X

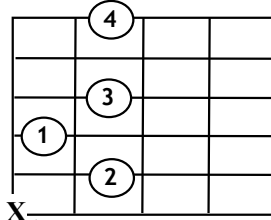
**A7**



**E7**

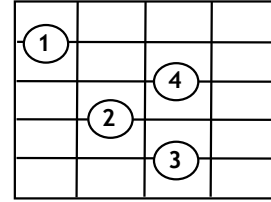


**H7**

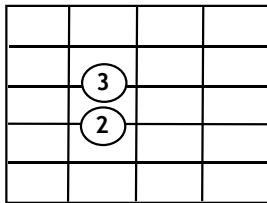


X  
Seite nicht anspielen !

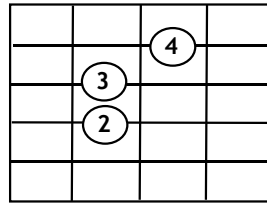
**C7**



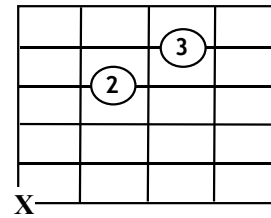
**Asus2**



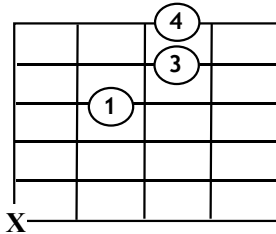
**Asus4**



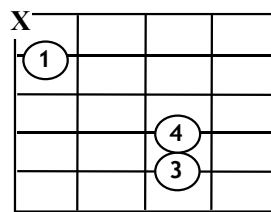
**Dsus2**



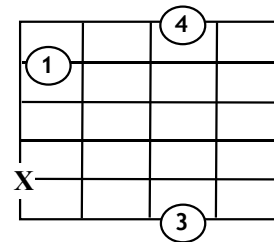
**Dsus4**



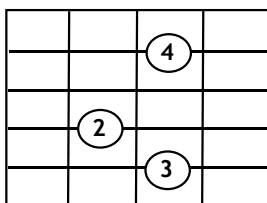
**Csus4**



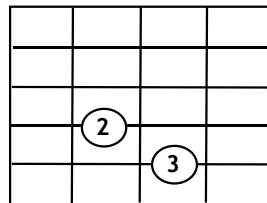
**Gsus4**



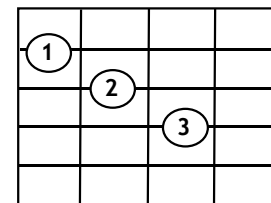
**Cadd9**



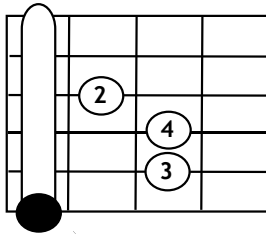
**Cmaj7**



**Fmaj7**

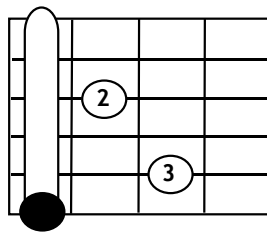


F-Dur

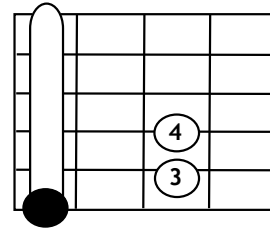


Grundton !

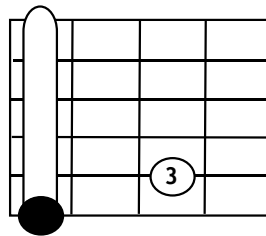
F7



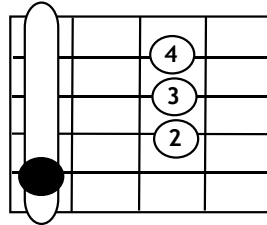
F-Moll



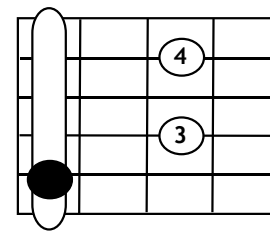
Fm7



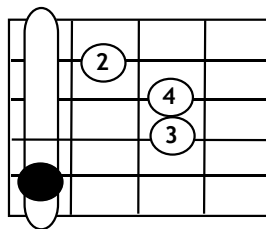
Bb-Dur



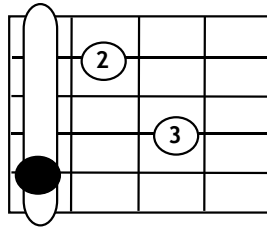
Bb7



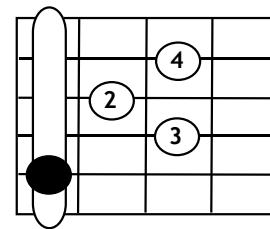
Bb-Moll



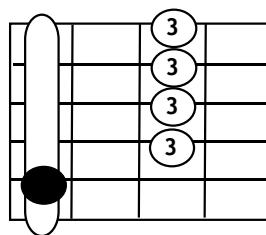
Bbm7



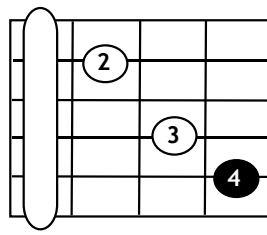
Bbmaj7



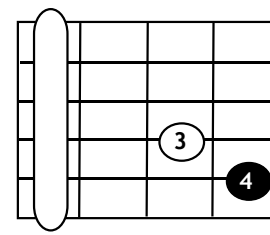
Bb6



Db-Dur

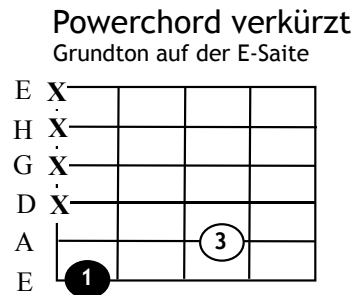
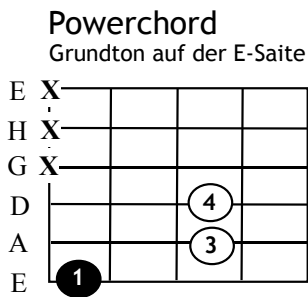


Dbmaj7

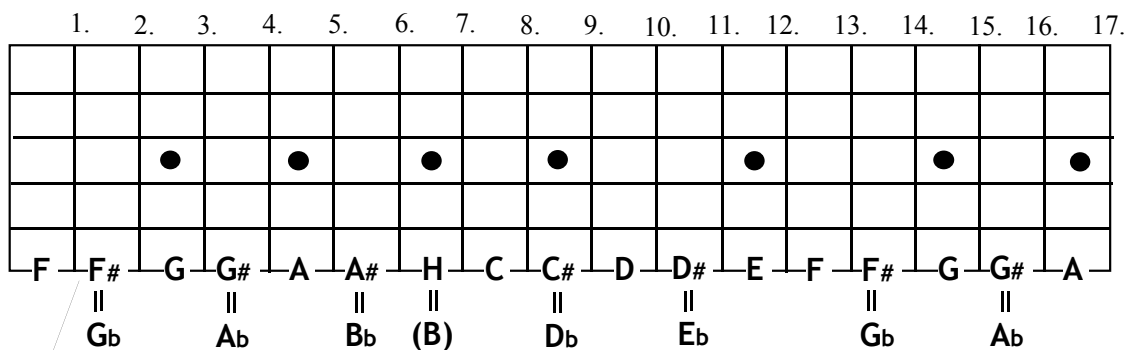


**Gerade für Anfänger eignen sich sogenannte Powerchords (in Verbindung mit einem Verzerrer Effekt):**

Powerchords auf der E-Saite:



**Powerchord Grundtöne auf der E-Saite**



2 Namen für den gleichen Ton  
(= enharmonische Verwechslung)

Powerchords bestehen in der Regel aus 3 Tönen: Grundton, Quinte und Oktave. Sie werden in Gitarrensongbüchern immer mit "5" bezeichnet.

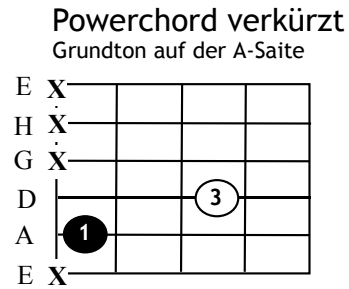
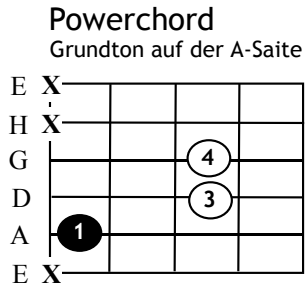
Beispiele:

**F 5** = Powerchord am 1. Bund

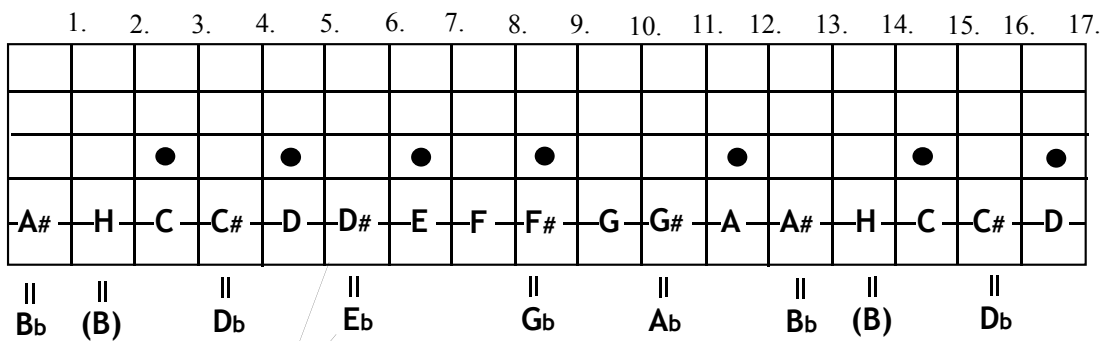
**G 5** = Powerchord am 3. Bund

**Db 5 oder C# 5** = Powerchord am 9. Bund

Powerchords auf der A-Saite



**Powerchord Grundtöne auf der A-Saite**



2 Namen für den gleichen Ton  
(= enharmonische Verwechslung)

Beispiele:

F 5 = Powerchord am 8. Bund

G 5 = Powerchord am 10. Bund

Db 5 oder C# 5 = Powerchord am 4. Bund

H 5 oder B 5 = Powerchord am 2. Bund