

Colors (Official Live Session)


Black Pumas

Black Pumas

♩ = 90


swing 8th A

Stimme



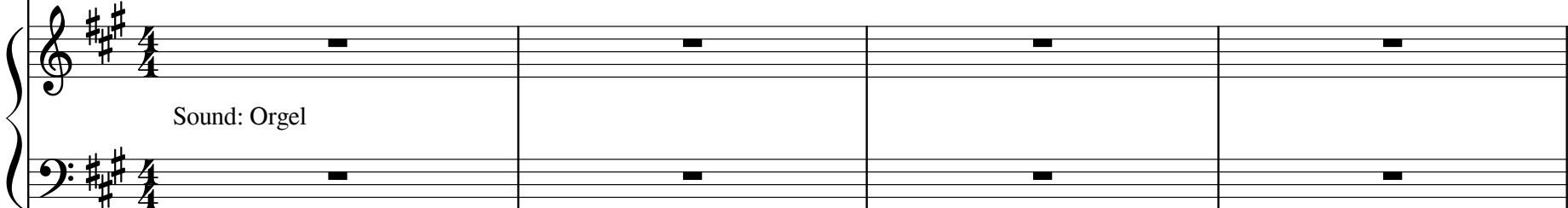
Staff for voice (Stimme) in 4/4 time, key of F#m. The staff contains four measures, each with a whole rest.

Sopran




Staff for soprano (Sopran) in 4/4 time, key of F#m. The staff contains four measures, each with a whole rest.

Orgel/Keys



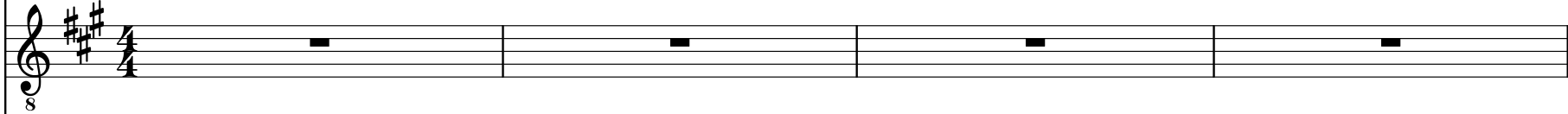
Staff for organ/keys (Orgel/Keys) in 4/4 time, key of F#m. The staff contains four measures, each with a whole rest. The sound is set to 'Orgel'.

Elektrische Gitarre




Staff for electric guitar (Elektrische Gitarre) in 4/4 time, key of F#m. The staff contains four measures. The first measure has a quarter note F#4 and a quarter note G#4. The second measure has a quarter note A4 and a quarter note B4. The third measure has a quarter note C#5 and a quarter note D5. The fourth measure has a quarter note E5 and a quarter note F#5. The staff is marked with an 8 and has a capo indicated by a brace. Chords F#m and A are indicated above the staff.

Elektrische Gitarre




Staff for electric guitar (Elektrische Gitarre) in 4/4 time, key of F#m. The staff contains four measures, each with a whole rest.

Bass Gitarre



Staff for bass guitar (Bass Gitarre) in 4/4 time, key of F#m. The staff contains four measures, each with a whole rest.

Schlagzeug



Staff for drums (Schlagzeug) in 4/4 time. The staff contains four measures, each with a whole rest.

5

St.

S.

Keys

E-Git.

E-Git.

B. Git.

Schlgz.

I wo-ke up to a morn-

cont. ->

E C#/E# F#m

9 **B** Strophe 1
F#m

St. ningsky first_ baby_ blue just like we re-hearsed when I get up of this ground_

S.

Keys F#m A

E-Git. F#m A

E-Git. F#m A
s tremolo F#m A

B. Git. F#m A

Schlgz. cont. ->

13

St. *E* *C#/E#* *F#m*
 I shake leaves back down to the brown brown brown till I'm clean

S. *E* *C#/E#* *F#m*
 brown brown brown

Keys *E* *C#/E#* *F#m*

E-Git. *E* *C#/E#* *F#m*

E-Git. *E* *C#/E#* *F#m*

B. Git. *E* *C#/E#* *F#m*

Schlgz. *E* *C#/E#* *F#m*

17

St. *F#m* *A*

then I walk where I'd beshad - ed by the trees by a meadow of green For a-bout a

S.

Keys *F#m* *A*

E-Git. *F#m* *A*

E-Git. *F#m* *A*
tremolo
F#m *A*

B. Git.

Schlgz.

cont. ->

21

St.
 mile I'm head-ed to town town town In style With all my fav-orite

S.
 all my fav-orite

Keys
 Sound: Piano

E-Git.
 E C#/E# F#m

E-Git.
 E C#/E# F#m

B. Git.
 E C#/E# F#m

Schlgz.
 x x x x x x x x

25 **C** Chorus
F#m F#m A A

St. co - lours I got all my fav-orite co - lours my sis - ters and my

S. co - lours all my fav-orite co - lours

Keys

E-Git.

E-Git. F#m A

B. Git. F#m A *opt.*

Schlgz. *cont. ->*

29

St. E C#/E# F#m F#m

bro - thers they see 'em like no o - ther all my fav - orite co - lours. it's a good day to

S. E C#/E# F#m F#m

they see 'em like no o - ther all my fav - orite co - lours. it's a good day to

Keys E C#/E# F#m F#m

E-Git. E C#/E# F#m F#m

E-Git. E C#/E# F#m F#m

B. Git. E C#/E# F#m F#m

Schlgz. E C#/E# F#m F#m

33 **D** Post-Chorus
F#m

St. be a good day for me a good day to see my favorite colors co - lours co - lo - rs sis - ters and my

S. be a good day for me a good day to see my favorite colors sis - ters and my

Keys

E-Git. F#m A

E-Git. F#m A

B. Git. F#m A

Schlgz. *cont. ->*

37

St. E C#/E# F#m
 brothers they se-em like no o - ther all my fav - orite co - lours____ Now take me to the

S. E C#/E# F#m
 brothers they se-em like no o - ther all my fav - orite co - lours____

Keys E C#/E# F#m
 Sound: Orgel

E-Git. E C#/E# F#m

E-Git. E C#/E# F#m

B. Git. E C#/E# F#m

Schlz.

41 **E** Strophe 2
F#m

St. o-therside li-ttle bit-ty blues bird flies And gray

S. gray

Keys F#m A

E-Git. F#m A

E-Git. F#m A

B. Git. F#m A

Schlgz.

cont. ->

45

St. *E* *C#/E#* *F#m*
 clouds or white walls or blue skies Wagon' fly feel al - right some-bo-dy help me feel al-right

S. *E* *C#/E#* *F#m*
 clouds or white walls or blue skies Wagon' fly

Keys *E* *C#/E#* *F#m*

E-Git. *E* *C#/E#* *F#m*

E-Git. *E* *C#/E#* *F#m*

B. Git. *E* *C#/E#* *F#m*

Schlgz.

48

St. out-there And we gon' oh yeah It sound like oh

S. oh yeah It sound like oh

Keys

E-Git. F#m A

E-Git. *cont. ->* F#m A *opt.* A

B. Git. F#m A

Schlgz.

52

St. *yeah* And'Theleast I can say,I an-ti - ci - pate a home - come pa - rade as we re-ne-gade in the mor -

S.

Keys

E-Git.

E-Git.

B. Git.

Schlgz.

E C#/E#

E C#/E#

E C#/E#

F Chrous
F#m

55

F#m

St.

- ni-ing.

Withall my favorite co - lours

Igotall my fav-rite

S.

all my favorite co - lours

all my fav-rite

Keys

F#m

F#m

Sound: Piano

E-Git.

F#m

F#m

E-Git.

F#m

F#m

opt.

B. Git.

F#m

F#m

opt.

Schlgz.

cont. ->

59

St. A E C#/E#
 co - lours_____ my sis-tersand my bro - thers theysee'emlike no o - ther all my fav - orite

S. A E C#/E#
 co - lours theysee'emlike no o - ther all my fav - orite

Keys A E C#/E#

E-Git. A E C#/E#
 A E C#/E#

E-Git. A E C#/E#
 A E C#/E#

B. Git. A E C#/E#

Schlgz.

63

St. *F#m* *G* Post-Chorus *F#m*
 co - lours_____ it's a good day to be a good day for me a good day to see my fav-rite

S. *F#m*
 co - lours_ it's a good day to be a good day for me a good day to see my fav-rite

Keys *F#m* *F#m*
Break!

E-Git. *F#m* *F#m*

E-Git. *F#m* *F#m*

B. Git. *F#m* *F#m*
Break!

Schlgz. *Break!*

67

St. *A* *E* *C#/E#*
 co - lours_____ co-lo - rs n'my sis-tersand my brothers they se-em like no o - ther all my fav - orite

S. *A* *E* *C#/E#*
 co - lours_____ sis-tersand my brothers they se-em like no o - ther all my fav - orite

Keys *A* *E* *C#/E#*

E-Git. *A* *E* *C#/E#*

E-Git. *A* *E* *C#/E#*

B. Git. *A* *E* *C#/E#*

Schlgz. *A* *E* *C#/E#*

cont. ->

H

Guitar-Solo

71

St.

F#m

co - lors

S.

F#m

co - lors

Keys

F#m

Guitar-Solo

F#m

Sound: Orgel

E-Git.

F#m

Guitar-Solo

F#m

E-Git.

F#m

Guitar-Solo

F#m

B. Git.

F#m

Guitar-Solo

F#m

Schlgz.

Guitar-Solo

cont. ->

75

St.

S.

Keys

E-Git.

E-Git.

B. Git.

Schlz.

A E C#/E#

A E C#/E#

A E C#/E#

79

St.

S.

Keys

E-Git.

E-Git.

B. Git.

Schlz.

F#m

F#m

F#m

F#m

F#m

F#m

F#m

St.

S.

Keys

E-Git.

E-Git.

B. Git.

Schlgz.

A E C#/E#

A E C#/E#

A E C#/E#

A E C#/E#

I

Bridge
F#m

87

St.

S.

Keys

E-Git.

E-Git.

B. Git.

Schlgz.

I'm on the o-therside where the ba-by blues

F#m

F#m

F#m

F#m

F#m

F#m

91

St. *A* birdsfly *E* And gray clouds or whitewalls *C#/E#* or blue skies Wegon'fly feelal -

S. *E* And gray clouds or whitewalls or blue skies Wegon'fly

Keys *A* *E* *C#/E#*

E-Git. *A* *E* *C#/E#*

E-Git. *A* *E* *C#/E#*

B. Git.

Schlgz.

95

St. *F#m* *F#m*
 - right some-bo-dy help me feel al-right to-night Now we gon' oh _____ yeah It sound like

S. *F#m*
 oh _____ yeah It sound like

Keys *F#m* *F#m*

E-Git. *F#m* *F#m*

E-Git. *F#m* *F#m* *cont. ->* *opt.*

B. Git. *F#m*

Schlgz. *F#m* *F#m* *cont. ->*

99

St. A E
 oh _____ yeah And The least I can say, I an-ti - ci - pate a home-

S. F#m
 oh _____

Keys A E

E-Git. A E

E-Git. A E

B. Git. A E

Schlgz. A E

102

St. *C#/E#* *F#m*
 come pa - rade as we re-ne-gade in the mor - ni-ing. right on

S.

Keys *C#/E#* *F#m*

E-Git. *C#/E#* *F#m*

E-Git. *C#/E#* *F#m*

B. Git. *C#/E#* *F#m*

Schlgz. *C#/E#* *F#m*

cont. ->

J Wurlitzer-Solo (& Vocal Improvisation)

105

F#m

A

St.

S.

Keys

E-Git.

E-Git.

B. Git.

Schlgz.

109

St.

S.

Keys

E-Git.

E-Git.

B. Git.

Schlgz.

E C#m F#m

E C#m F#m

E C#m F#m

E C#m F#m

Sound: Piano-->

113

St.

S.

Keys

E-Git.

E-Git.

B. Git.

Schlgz.

F#m A

F#m A

F#m A

F#m A

F#m A

F#m A

F#m A

cont. ->

cont. ->

117

St. E C#/E# F#m All my fav-orite

S. E C#/E# F#m all my fav-orite

Keys E C#/E# F#m Sound: Orgel-->

E-Git. E C#/E# F#m

E-Git. E C#/E# F#m

B. Git. E C#/E# F#m

Schlgz. E C#/E# F#m

121 **K** Chrous F#m A

St. co - lours all my fav-orite co - lours my sis - ters and my

S. co - lours all my fav-orite co - lours

Keys F#m A
Orgel Improvisation-->

E-Git. F#m A

E-Git. F#m A

B. Git. F#m A

Schlgz. cont. ->

125

St. 

S. 

Keys 

E-Git. 

E-Git. 

B. Git. 

Schlgz. 

129 **L** Post-Chorus
F#m

St. be a good day for me a good day to see my favorite colors____ co-lo-rs n' my sisters and my

S. be a good day for me a good day to see my favorite colors____ my sisters and my

Keys

E-Git. F#m A

E-Git. F#m cont. -> A

B. Git. F#m A

Schlgz.

133 *ritardando*

St. brothers they se-em like no o - ther all my fav-orite co - lours

S. brothers they se-em like no

Keys

E-Git. E C#/E#

E-Git. E C#/E# F#m

B. Git. E C#/E# *tremolo* F#m

Schlgz.

A

♩ = 90

B Strophe 1
F#m

swing 8th
7


A



I wo-keup toa morn - ningsky first_ baby_ blue just likewere-hearsed



when I get up of this ground_ Ishakeleavesbackdown tothe brownbrownbrown till'm



clea-n thenI walk whereI'd beshad - ed by the trees by a mea-dowof



green Fora-bout a mile I'mhead-ed to town town town In style



Withall my fav-rite co - lors_ I gotall my fav-rite co - lors_



my sis-tersandmy bro - thers theysee'emlike no o - ther all my fav-rite co - lors_

D

Post-Chorus
F#m



it's a good day to be a good day for me a good day to see my fav-rite



co - lors_ co - lo - rs sis-ters and my bro-thers they se - em like no

E

Strophe 2

F#m

38 C#/E# F#m

o - ther all my fav-rite co - lours_____ Now take me to the o-therside

42 A E

li-ttle bit-ty blues bird flies And gray clouds or white walls or blue

46 C#/E# F#m

skies We gon' fly feel al - right some-bo-dy help me feel al-right out-there And we gon'

49 F#m A

oh_____ yeah It sound like oh_____ yeah And The least

53 E C#/E# F#m

I can say, I an-ti - ci-pate a home - come pa-rade as we re-ne-gade in the mor - ni-ing.

F

Chrous

F#m

56 A

With all my fav-rite co - lours_____ I got all my fav-rite co - lours_____

60 E C#/E# F#m

my sis-ters and my bro - thers they see'em like no o - ther all my fav-rite co - lours_____

G

Post-Chorus

F#m

64 F#m

it's a good day to be a good day for me a good day to see my fav-rite

67 A E

co - lours_____ co - lo - rs n' my sis-ters and my bro-thers they se - em like no

70 H I Guitar-Solo 15 Bridge
 C#/E# F#m F#m F#m
 o - ther all my fav-orige co-lors____ I'm on the o-therside

90 A E
 where the ba-by blues birds fly And gray clouds or white walls or blue

94 C#/E# F#m
 skies Wagon'fly feel al - right some-bo-dy help me feel al-right to-night Now wagon'

97 F#m A
 oh_____ yeah Itsoundlike oh_____ yeah And'The least

101 E C#/E#
 I can say, I an-ti - ci - pate a home - come pa - rade as we re-ne-gade in the mor-

J Wurlitzer-Solo (& Vocal Improvisation)
 103 F#m F#m A E C#/E# F#m F#m A E C#/E# F#m
 2 2 2 2 2
 - ni-ing. right on K

120 Chrous F#m A
 All my fav-orige co-lors____ all my fav-orige co-lors____ my sis-ters and my

125 E C#/E# F#m
 bro - thers they see'em like no o - ther all my fav-orige co-lors____ it's a good day to

129 **L** Post-Chorus
F#m

be a good day forme a good day to see my fav-orite co - lors co - lo - rs

132

n'my sis-ters and my brothers they se-em like no o - ther all my fav-orite co - lors

ritardando

136

Backing Vocals Colors (Official Live Session)

Black Pumas

Black Pumas

A **B** **C** **D** **E** **F** **G** **H** **I**

♩ = 90

Strophe 1

Chorus

8 5 9

brown brown brown all my fav-rite co - lours_

all my fav-rite co-lors_ they see'em like no o - ther all my fav-rite

Post-Chorus
F#m

co-lors_ it's a good day to be a good day for me a good day to see my fav-rite

A E C#/E#

co-lors_ sis-ters and my brothers they se-em like no o - ther all my fav-rite

F#m **E** 3 2

co-lors_ gray clouds or white walls or blue skies We gon' fly

F#m A 4

oh_____ yeah It sound like oh_____ all my fav-rite

co-lors all my fav-rite co-lors **G** they see'em like no

o - ther all my fav-rite co-lors_ it's a good day to be a good day for me

a good day to see my fav-rite co - lours_ sis-ters and my

E C#/E# F#m **H** **I** Guitar-Solo 16 3

brothers they se-em like no o - ther all my fav-rite co-lors_

92 E F#m

And gray clouds or white walls or blue skies We gon' fly oh_____

98 F#m J K Wurlitzer-Solo (& Vocal Improvisation)

yeah It sound like oh_____ all my fav-orte co-lors

122

all my fav-orte co-lors they see'em like no o - ther all my fav-orte

127 L F#m

co-lors_ it's a good day to be a good day for me a good day to see my fav-orte

131 A E ritardando 2

co - lors_____ my sis-ters and my bro-thers they se-em like no

A

♩ = 90

B

Strophe 1

F#m

A

E

C#/E#

F#m

F#m

A

E

C#/E#

F#m

8

Sound: Orgel

8

C

Chorus

F#m

A

E

24

Sound: Piano

D

C#/E#

F#m

Post-Chorus
F#m

30

34

A

E

C#/E#

E

F#m

F#m

A

E

C#/E#

F#m

F#m

39

50 **F**
 A E C#/E#F#m F#m
 Sound: Piano

59 A E C#/E#

63 **G**
 F#m F#m A
 Break!

68 **H**
 E C#/E# F#m F#m A
 Guitar-Solo F#m
 Sound: Orgel

77 **I**
 E C#/E# F#m A E C#/E# F#m F#m A₂ E₂
 2 2

94 F#m C#/E# F#m A E C#/E#F#m
 2 2

J Wurlitzer-Solo (& Vocal Improvisation)

105 F#m A E C#/E# F#m

Sound: Pia

113 F#m A E C#/E# F#m

Sound: Org

121 **K** F#m A E C#/E# F#m

Orgel Improvisation-->

Sound: Piano ->

129 **L** F#m A ritardando 3

E-Gitarre 1

Black Pumas

Colors (Official Live Session)

Black Pumas

A

♩ = 90

8

F#m A E

B

6

C#/E# F#m A

Strophe 1

F#m

cont. ->

12

E C#/E# F#m F#m A

D

20

E C#/E# F#m

C

Chorus

8

Post-Chorus

F#m

35

A E C#/E# F#m

41

E F#m A E

46

C#/E# F#m F#m A

cont. ->

F

52

E C#/E# F#m F#m

opt.

G

59

A E C#/E# F#m F#m

66 *A* *E* *C#/E#* *F#m*

72 *Guitar-Solo* *F#m* *A* *E* *C#/E#* *F#m* *F#m* *A* *E* *C#/E#* *F#m* *F#m*

90 *A* *E* *C#/E#*

95 *F#m* *F#m* *A* *E*

cont. ->

102 *C#/E#* *F#m* *F#m* *A* *E*

110 *C#/E#* *F#m* *F#m* *A* *E*

cont. ->

118 *C#/E#* *F#m* *F#m* *A*

125 *E* *C#/E#* *F#m* *F#m* *A*

133 *ritardando* *E* *C#/E#* **2**

A

B

♩ = 90

Strophe 1

F#m

A

E

C#/E#

F#m

F#m

A

8
tremolo
tremolo

21

E

C#/E#

F#m

C Chorus

F#m

A

8
opt.

28

E

C#/E#

F#m

D Post-Chorus

F#m

8

35

A

E

C#/E#

F#m

8

41

E F#m

A

E

C#/E#

F#m

F#m

8
tremolo
opt.

50

A

E

C#/E#

F#m

8
opt.

57

F F#m

A

E

C#/E#

8
opt.

63

F#m

F#m

A

E

8
Break!

70

C#/E#

F#m

H Guitar-Solo

F#m

A

E

8

78 C#/E# F#m F#m A E

86 C#/E# F#m **I** 7 F#m

99 A E C#/E# F#m **J** F#m

107 A E C#/E# F#m F#m

114 A E C#/E# F#m **K** F#m

122 A E C#/E# F#m **L** F#m

130 A E ritardando C#/E# F#m

A

♩ = 90

B

Strophe 1

F#m

A

E

F#m
C#/E#

F#m

A

E

8

F#m

C#/E#

C

Chorus

F#m

A

22

28

E

C#/E#

F#m

D

Post-Chorus

F#m

A

32

36

E

C#/E#

F#m

E

F#m

40

50

A

E

C#/E#

F

F#m

F#m

55

59

A

E

C#/E#

G

F#m

F#m

A

63

Break!

68 E C#/E# F#m

H

72 Guitar-Solo F#m A

76 E C#/E# F#m

80 F#m A

84 E C#/E# F#m

88 **I** 8 F#m A

100 E C#/E# F#m

J

104 Wurlitzer-Solo (& Vocal Improvisation) F#m A

108 E C#/E# F#m

112 F#m A

116 E C#/E# F#m

K

120

F#m

A

Musical staff for measures 120-123. The staff is in bass clef with a key signature of two sharps (F# and C#). Measure 120 starts with a repeat sign. Measure 121 contains a whole note chord F#m. Measure 122 contains a whole note chord A. Measure 123 ends with a repeat sign.

124

E

C#/E#

F#m

Musical staff for measures 124-127. The staff is in bass clef with a key signature of two sharps. Measure 124 contains a whole note chord E. Measure 125 contains a whole note chord C#/E#. Measure 126 contains a whole note chord F#m. Measure 127 ends with a repeat sign.

L

128

F#m

A

Musical staff for measures 128-131. The staff is in bass clef with a key signature of two sharps. Measure 128 starts with a repeat sign. Measure 129 contains a whole note chord F#m. Measure 130 contains a whole note chord A. Measure 131 ends with a repeat sign.

132

E

ritardando
C#/E#

F#m

Musical staff for measures 132-135. The staff is in bass clef with a key signature of two sharps. Measure 132 contains a whole note chord E. Measure 133 contains a whole note chord C#/E# with the instruction 'ritardando' above it. Measure 134 contains a whole note chord F#m. Measure 135 ends with a double bar line.

A

♩ = 90

B

Strophe 1

8

16

23

29

35

42

49

54

59

67

H Guitar-Solo

73

cont. ->

80

85

I 6

cont. ->

96

cont. ->

102

J

cont. ->

110

118

K

cont. ->

125

L

cont. ->

131

ritardando

136