

# Green Day - Boulevard Of Broken Dreams

Tobias Hochreutener



Verse 1

5

Pno. Fm A $\flat$  E $\flat$  B $\flat$

I walk a lo - nely ro - The on - ly one that I have e - verknown

E-Pno.

E-Git. TAB

E-Git. 8

E-Git. TAB

E-Git. 8

Git. TAB

Git. 8

E-Git. TAB

E-Git. F5 A $\flat$ 5 E $\flat$ 5 B $\flat$ 5

E. B.

Schlgz. II

7

Pno. *Don't know where it goes, But it's home to m-e and I walk a-lone*

E-Pno. *Fm Ab Eb Bb*

E-Git. **TAB**

E-Git. *s*

E-Git. **TAB**

E-Git. *s*

Git. **TAB**

Git. *s*

E-Git. **TAB**

E-Git. *s* *F5 Ab5 Eb5 Bb5*

E. B.

Schlgz.

9 Verse 2

Pno.

E-Pno.

E-Git.

E-Git.

E-Git.

E-Git.

Git.

Git.

E-Git.

E-Git.

E. B.

Schlgz.

Fm Ab Eb Bb Fm Ab

F5 Ab5 Eb5 Bb5 F5 Ab5 Eb5

I walk this em - ty street

Pno.

Melody for the piano part, starting at measure 12. The key signature is three flats (B-flat major/D-flat minor). The melody consists of eighth and quarter notes.

On the Bou - le - vard of bro - kende - rams Where the ci - ty sleeps, And

E-Pno.

Electric piano accompaniment consisting of two staves: a right-hand staff with chords and a left-hand staff with a simple bass line.

E $\flat$  B $\flat$  Fm A $\flat$

E-Git.

Empty guitar TAB staff for the first electric guitar part.

E-Git.

Empty guitar staff with a key signature of three flats and a 's' marking below the staff.

E-Git.

Empty guitar TAB staff for the second electric guitar part.

E-Git.

Empty guitar staff with a key signature of three flats and a 's' marking below the staff.

Git.

Guitar TAB staff showing fret numbers for the main guitar part: 0, 2, 2, 0, 0, 2, 2, 0, 0, 3, 0, 3, 4.

Git.

Guitar staff showing chords and a key signature of three flats with a 's' marking below the staff.

E-Git.

Guitar TAB staff showing fret numbers for the second electric guitar part: 3, 0, 3, 0, 2, 0, 2, 0, 2, 0, 2, 0, 0, 3, 0, 3, 0.

E-Git.

Guitar staff showing chords (B $\flat$ 5, F5, A $\flat$ 5, E $\flat$ 5) and a key signature of three flats with a 's' marking below the staff.

E. B.

Bass line staff showing a simple bass line with quarter and eighth notes.

Schlgz.

Drum staff showing a rhythmic pattern with 'x' marks for cymbals and dots for other drums.

Pno.

Melody for the piano part, starting with a treble clef and a key signature of three flats. The notes are: G4, A4, Bb4, C5, Bb4, A4, G4, F4, E4, D4.

I'm the on - ly one and I walk a - lo ne

E-Pno.

Two staves for electric piano accompaniment. The upper staff shows chords Eb, Bb, Fm, and Ab. The lower staff shows a bass line with notes G2, Bb2, D3, F3, G3, Bb3, D4, F4.

E-Git.

Empty guitar TAB staff.

E-Git.

Empty guitar staff with a treble clef and a key signature of three flats.

E-Git.

Guitar TAB staff with fret numbers 3, 4, 8, 6.

E-Git.

Guitar staff with notes G4, A4, Bb4, C5, Bb4, A4, G4, F4, E4, D4.

Git.

Guitar TAB staff with fret numbers 2, 2, 2, 2, 0, 0, 3, 4.

Git.

Guitar staff with chords Eb, Bb, Fm, Ab.

E-Git.

Guitar TAB staff with fret numbers 3, 3, 2, 2, 2, 2, 0, 0, 3, 3.

E-Git.

Guitar staff with chords Bb5, F5, Ab5, Eb5.

E. B.

Electric bass staff with notes G2, Bb2, D3, F3, G3, Bb3, D4, F4.

Schlgz.

Drum staff with a double bar line and a key signature of three flats. The notes are: x, x, x, x, x, x, x, x.

Pno.

Melody for the piano part, starting with a 7-measure rest followed by eighth notes.

I walk a - lo - ne, I walk a - lo - ne.

E-Pno.

Electric piano accompaniment with chords Eb, Bb, Fm, and Ab. Includes a bass line with quarter notes.

E-Git.

Empty electric guitar staff.

E-Git.

Empty electric guitar staff.

E-Git.

Electric guitar TAB with fret numbers: 6, 3, 4, 4, 3, 4, 8, 6.

E-Git.

Electric guitar melody with eighth notes and a slur.

Git.

Guitar TAB with fret numbers: 0, 0, 2, 2, 0, 0, 3, 4.

Git.

Guitar chords in treble clef.

E-Git.

Electric guitar TAB with fret numbers: 0, 0, 2, 2, 0, 0, 0, 0, 3, 3.

E-Git.

Electric guitar chords in treble clef, including Bb5, F5, and Ab5.

E. B.

Bass line with quarter notes and rests.

Schlgz.

Drum part with 'x' marks for cymbals and quarter notes for the bass drum.





Pno. o - nly one that w - alks be - side me My sh - a - llow he -

E-Pno. Eb Fm Db Ab

E-Git. TAB 3 3 3 3 3 2 2 2 2 2 0 0 0 0 0 0 0 0 0 0 3 3 3 3 3 3 3 3 3 3

E-Git. 8

E-Git. TAB

E-Git. 8

Git. TAB 3 3 3 3 3 0 0 0 0 0 0 0 0 0 0 0 0 0 0 0 3 3 3 3 3 3 3 3 3 3

Git. 8

E-Git. TAB

E-Git. 8

E. B.

Schlgz. II

Pno.

E-Pno.

E-Git.

E-Git.

E-Git.

Git.

E-Git.

E-Git.

E. B.

Schlgz.



Interlude

Pno. *lk a - lone* *Ah - A - h Ah - A -*

E-Pno.

E-Git. **TAB** 0 0 0 0 0

E-Git. *s*

E-Git. **TAB**

E-Git. *s*

Git. **TAB** 0 0 0 0 0

Git. *s*

E-Git. **TAB**

E-Git. *s* F5 Ab5 Eb5

E. B.

Schlgz.

Pno.

E-Pno.

E-Git.

E-Git.

E-Git.

Git.

Git.

E-Git.

E-Git.

E. B.

Schlgz.

Pno. *h Ah - A - h I'm wal - king down the line*

E-Pno. *E<sub>b</sub> B<sub>b</sub> F<sub>m</sub> A<sub>b</sub>*

E-Git. **TAB**

E-Git. *s*

E-Git. **TAB**

E-Git. *s*

Git. **TAB** *2 2 2 2 2 2 2 2 3 0 0 3 4*

Git. *s*

E-Git. **TAB** *3 3 2 2 2 2 0 2 0 0 3 0 3*

E-Git. *s* *B<sub>b</sub>5 F5 A<sub>b</sub>5 E<sub>b</sub>5*

E. B.

Schlgz.

Pno. *That di - vides me some-where in my mind On the bor - der line*

E-Pno.

E-Git. **TAB**

E-Git.

E-Git.

Git. **TAB**

Git.

E-Git. **TAB**

E-Git.

E. B.

Schlgz.

*E<sub>b</sub> B<sub>b</sub> Fm A<sub>b</sub>*

*B<sub>b</sub>5 F5 A<sub>b</sub>5 E<sub>b</sub>5*



Pno.

E-Pno.

E-Git.

E-Git.

E-Git.

Git.

Git.

E-Git.

E-Git.

E. B.

Schlgz.

Chords: Eb Bb Fm Ab Eb Bb Bb5 F5 Ab5 Eb5 Bb5

Pno.

E-Pno.

E-Git.

E-Git.

E-Git.

Git.

Git.

E-Git.

E-Git.

E. B.

Schlgz.

Pno.

Melody line for Piano (Pno.) in G minor, starting with a treble clef and a key signature of three flats. The melody consists of eighth and quarter notes.

right Check my vi - tal signs, to know I'm still a - li - ve And I walk a - lo -

Fm Ab Eb Bb

E-Pno.

Electric Piano (E-Pno.) accompaniment with two staves. The right hand plays chords and the left hand plays a simple bass line.

E-Git.

Empty guitar staff with TAB notation.

E-Git.

Empty guitar staff with a treble clef and a key signature of three flats.

E-Git.

Empty guitar staff with TAB notation.

E-Git.

Empty guitar staff with a treble clef and a key signature of three flats.

Git.

Guitar TAB notation for the main guitar part, showing fret numbers (0, 2, 3, 4) and string numbers (1-6).

Git.

Guitar chord notation for the main guitar part, showing chord symbols (F5, Ab5, Eb5, Bb5) and string numbers (1-6).

E-Git.

Guitar TAB notation for the electric guitar part, showing fret numbers (2, 3, 0) and string numbers (1-6).

F5 Ab5 Eb5 Bb5

E-Git.

Electric guitar chord notation for the electric guitar part, showing chord symbols (F5, Ab5, Eb5, Bb5) and string numbers (1-6).

E. B.

Electric Bass (E. B.) line in bass clef, showing notes and rests.

Schlgz.

Drum notation (Schlgz.) showing a rhythmic pattern with 'x' marks for hits and stems for bass and snare.

Pno. *ne* *I walk a-lo-ne I walk a-lo ne*

E-Pno. *Fm Ab Eb Bb Fm Ab*

E-Git. **TAB**

E-Git. *s*

E-Git. **TAB** 3 4 8 6 6 3 4 4 3 4 8 6

E-Git. *s*

Git. **TAB** 0 0 3 4 2 2 2 2 0 0 3 4

Git. *s*

E-Git. **TAB** 2 2 0 0 3 3 3 2 2 2 2 0 0 0 0

E-Git. *s* *F5 Ab5 Eb5 Bb5 F5 Ab5*

E. B.

Schlgz.



Pno.

Melody for Piano (Pno.) in G minor, starting at measure 46. The melody consists of eighth and quarter notes.

o - nly one that w - lks be - side me

My sh - a - llow he -

Accompaniment for E-Piano (E-Pno.) in G minor, including chord symbols (Eb, Fm, Db, Ab) and bass line.

E-Git.

E-Guitar (E-Git.) part including TAB notation and a staff with chords and eighth notes.

E-Git.

Empty E-Guitar (E-Git.) TAB staff.

E-Git.

Empty E-Guitar (E-Git.) staff.

Git.

Guitar (Git.) part including TAB notation and a staff with chords and eighth notes.

E-Git.

Empty E-Guitar (E-Git.) TAB staff.

E-Git.

Empty E-Guitar (E-Git.) staff.

E. B.

Bass line (E. B.) staff with eighth notes.

Schlgz.

Drum (Schlgz.) staff with rhythmic notation.

Pno.

arts the on - lything that's bea - ting      Some - ti - mes I wi -

E♭                      Fm                      D♭                      A♭

E-Pno.

E-Git.

**TAB**

3 3 3 3 3      2 2 2 2 2      0 0 0 0 0      0 0 0 0 0

0 0      0 0      0 0      0 0      3 3      3 3      3 3      3 3

E-Git.

E-Git.

**TAB**

E-Git.

Git.

**TAB**

3 3 3 3 3      0 0 0 0 0      0 0 0 0 0      0 0 0 0 0

0 0      0 0      0 0      0 0      3 3      3 3      3 3      3 3

Git.

E-Git.

**TAB**

E-Git.

E. B.

Schlgz.

Pno.

sh some-one out the-re will find me Till th-en I wa-

E $\flat$  Fm D $\flat$  A $\flat$

E-Pno.

E-Git.

TAB 3/0 3/0 3/0 3/0 3/0 2/0 2/0 2/0 2/0 2/0 0/3 0/3 0/3 0/3 0/3 0/3 0/3 0/3 0/3 0/3

E-Git.

E-Git.

TAB

E-Git.

Git.

TAB 3/0 3/0 3/0 3/0 3/0 2/0 2/0 2/0 2/0 2/0 0/3 0/3 0/3 0/3 0/3 0/3 0/3 0/3 0/3 0/3

Git.

E-Git.

TAB

E-Git.

E. B.

Schlgz.



Interlude

Pno. *lk a - lone* *Ah - a - h Ah - a -*

E-Pno. *E $\flat$  Fm Fm A $\flat$*

E-Git. *TAB 0 0 0 0 0 4 4 4 4 4*

E-Git. *TAB*

E-Git. *TAB*

Git. *TAB 0 0 0 0 0 4 4 4 4 4*

Git. *TAB 0 0 0 0 3 3 3 3 3 3 3 3 3 3 3 3 3 3 3 3*

E-Git. *TAB 2 2 0 0 3 3 0 0 3 0 3*

E-Git. *F5 A $\flat$ 5 E $\flat$ 5*

E. B.

Schlgz.

Pno.

E-Pno.

E-Git.

E-Git.

E-Git.

Git.

Git.

E-Git.

E-Git.

E. B.

Schlgz.

Pno. *h I walk a-lo-ne, I walk a*

E-Pno.

E-Git. **TAB**

E-Git.

E-Git. **TAB**

E-Git.

Git. **TAB**

Git.

E-Git. **TAB**

E-Git.

E. B.

Schlgz.

Pno.

E-Pno.

E-Git.

E-Git.

E-Git.

E-Git.

Git.

Git.

E-Git.

E-Git.

E. B.

Schlgz.

**E<sub>b</sub>** **F<sub>m</sub>**

**TAB** 3 3 3 3 3 2 2 2 2 2

**TAB** 0 0 0 0 0 0 0 0 0 0

15 15 15 15 12 12 13 13 13 13 13 13 13 13

13 13 13 13 10 10 11 11 11 11 11 11 11 11

3 3 3 3 0 0 0 0

0 0 0 0 0 0 0 0

**TAB**

Detailed description of the musical score: The score is for page 58 and includes parts for Piano (Pno.), Electric Piano (E-Pno.), and multiple Electric Guitars (E-Git.), a standard Guitar (Git.), Electric Bass (E. B.), and a Drum Kit (Schlgz.). The key signature is three flats (B-flat major or D-flat minor). The piano part has a whole rest. The electric piano part plays chords in Eb and Fm. The guitar parts feature a mix of TAB notation and standard notation. The first E-Git. part has TAB notation with triplets of 0s. The second E-Git. part has standard notation with chords and a 's' marking. The third E-Git. part has TAB notation with fret numbers 15, 12, and 13. The fourth E-Git. part has standard notation with chords and a 's' marking. The guitar part has TAB notation with triplets of 0s. The electric bass part has a melodic line. The drum kit part has a pattern of 'x' marks and notes.





61

Pno.

E-Pno.

E-Git.

E-Git.

E-Git.

E-Git.

Git.

Git.

E-Git.

E-Git.

E. B.

Schlgz.

Db

Ab

0 0 0 0 10 10 10 10 12 12 13 13 13 13 13 13 17 17 15 15

3 3 3 3 8 8 8 8 10 10 11 11 11 11 11 11 15 15 13 13

Detailed description of the musical score for page 61: The score is for a multi-instrumental piece. It begins with a piano (Pno.) part in the treble clef, which is mostly silent. The electric piano (E-Pno.) part consists of two staves (treble and bass clef) with chords in the treble and a single note in the bass. The electric guitar (E-Git.) parts include: 1) A top E-Git. part with TAB notation showing triplets of open strings (0) on strings 3 and 4. 2) A middle E-Git. part with TAB notation showing a sequence of fretted notes: 10, 10, 10, 10, 12, 12, 13, 13, 13, 13, 13, 13, 17, 17, 15, 15. 3) A lower E-Git. part with TAB notation showing fretted notes: 8, 8, 8, 8, 10, 10, 11, 11, 11, 11, 11, 11, 15, 15, 13, 13. 4) A bottom E-Git. part with TAB notation that is empty. The guitar (Git.) parts include: 1) A top Git. part with TAB notation that is empty. 2) A middle Git. part in the treble clef, which is mostly silent. The electric bass (E. B.) part is in the bass clef, playing a simple melodic line. The percussion (Schlgz.) part is in the bass clef, playing a rhythmic pattern of chords.

Pno.

E-Pno.

E-Git.

E-Git.

E-Git.

E-Git.

Git.

Git.

E-Git.

E-Git.

E. B.

Schlgz.

**E<sub>b</sub>** **F<sub>m</sub>**

**TAB** 3 3 3 3 3 2 2 2 2 2

**TAB** 0 0 0 0 0 0 0 0 0 0 0 0 0 0 0

**TAB** 15 15 15 15 12 12 13 13 13 13 13 13 13 13 13

**TAB** 13 13 13 13 10 10 11 11 11 11 11 11 11 11 11

**TAB** 3 3 3 3 3 0 0 0 0 0

**TAB** 0 0 0 0 0 0 0 0 0 0 0 0 0 0

**TAB**



Pno.

E-Pno.

E-Git.

E-Git.

E-Git.

E-Git.

Git.

Git.

E-Git.

E-Git.

E. B.

Schlgz.

Db

Ab

0 0 0 0 10 10 10 10 12 12 13 13 13 13 13 13 17 17 15 15

3 3 3 3 8 8 8 8 10 10 11 11 11 11 11 11 15 15 13 13

Detailed description of the musical score for page 63:

- Piano (Pno.):** Treble clef, key signature of three flats (Bb, Eb, Ab). A whole rest is present.
- Electric Piano (E-Pno.):** Treble clef, key signature of three flats. Chord diagrams for Db and Ab are shown above the staff. The notes are Db4, Eb4, and Ab4.
- Electric Guitar 1 (E-Git.):** Treble clef, key signature of three flats. TAB notation shows fret numbers 0 and 3. Chord diagrams for Db and Ab are shown above the staff.
- Electric Guitar 2 (E-Git.):** Treble clef, key signature of three flats. Notes are Db4, Eb4, and Ab4. A dynamic marking of *s* (sforzando) is present.
- Electric Guitar 3 (E-Git.):** Treble clef, key signature of three flats. TAB notation shows fret numbers 10, 12, 13, and 17. Chord diagrams are shown above the staff.
- Electric Guitar 4 (E-Git.):** Treble clef, key signature of three flats. Notes are Db4, Eb4, and Ab4. A dynamic marking of *s* is present.
- Guitar (Git.):** Treble clef, key signature of three flats. A whole rest is present.
- Electric Guitar 5 (E-Git.):** Treble clef, key signature of three flats. A whole rest is present.
- Electric Guitar 6 (E-Git.):** Treble clef, key signature of three flats. A whole rest is present.
- Bass (E. B.):** Bass clef, key signature of three flats. Notes are Db3, Eb3, and Ab3.
- Drums (Schlgz.):** Drum notation showing a kick drum (D) and snare drum (S) pattern.

Pno.

E-Pno.

E-Git. TAB

E-Git.

E-Git. TAB

E-Git.

Git. TAB

Git.

E-Git. TAB

E-Git.

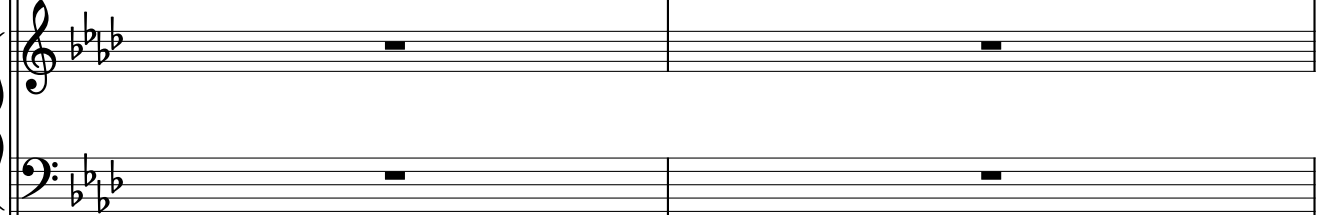
E. B.

Schlgz.

The musical score for page 64 is arranged in a multi-stem format. It includes parts for Piano (Pno.), Electric Piano (E-Pno.), two Electric Guitar (E-Git.) parts with TAB notation, Acoustic Guitar (Git.), another Electric Guitar (E-Git.), and a Double Bass (E. B.) part with a Schlegel (Schlgz.) part. The key signature is three flats (B-flat, E-flat, A-flat), and the time signature is 4/4. The score is divided into two systems, each containing two measures. The first system shows the piano and electric piano parts, followed by two electric guitar parts with TAB notation, an acoustic guitar part, and another electric guitar part. The second system shows the acoustic guitar part, followed by the double bass and Schlegel parts. The Schlegel part consists of a series of chords marked with 'x' symbols.


Bridge

Pno. 

E-Pno. 

E-Git. 

E-Git. 

E-Git. 

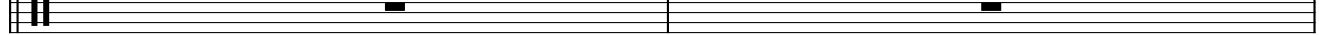
E-Git. 

Git. 

E-Git. 

E-Git. 

E. B. 

Schlgz. 



70

Chorus

Pno.

Musical notation for the piano part, showing a melodic line in the right hand and a bass line in the left hand.

My sh - a - dow's the o - nly one that w - alks be - side me

E-Pno.

Two staves for electric piano accompaniment, showing chords and bass notes.

Db Ab Eb Fm

E-Git.

Electric guitar part including a TAB line with fret numbers and a standard musical staff with notes.

E-Git.

Standard musical staff for electric guitar with notes.

E-Git.

Empty TAB staff for electric guitar.

E-Git.

Empty standard musical staff for electric guitar.

Git.

Guitar part including a TAB line with fret numbers and a standard musical staff with notes.

Git.

Standard musical staff for guitar with notes.

E-Git.

Empty TAB staff for electric guitar.

E-Git.

Empty standard musical staff for electric guitar.

E. B.

Staff for electric bass, showing a melodic line.

Schlgz.

Staff for drums, showing a rhythmic pattern with 'x' marks for cymbals.

Pno.

Musical notation for the piano part, featuring a treble clef and a key signature of three flats. The melody begins with a quarter rest followed by a series of eighth and quarter notes.

My sh - a - llow he - arts the on - ly thing that's bea - ting

E-Pno.

Two staves for electric piano accompaniment. The upper staff shows chords: D $\flat$ , A $\flat$ , E $\flat$ , and Fm. The lower staff shows a bass line with quarter notes.

E-Git.

Electric guitar part consisting of a TAB staff and a standard musical staff. The TAB staff shows fret numbers (0, 3) and a 7/8 time signature. The musical staff shows a rhythmic pattern of eighth notes.

E-Git.

An empty TAB staff for electric guitar.

E-Git.

An empty musical staff for electric guitar.

Git.

Guitar part consisting of a TAB staff and a standard musical staff. The TAB staff shows fret numbers (0, 3) and a 7/8 time signature. The musical staff shows a rhythmic pattern of eighth notes.

Git.

A musical staff for guitar showing a rhythmic pattern of eighth notes.

E-Git.

An empty TAB staff for electric guitar.

E-Git.

An empty musical staff for electric guitar.

E. B.

Bass line staff showing a rhythmic pattern of eighth notes.

Schlgz.

Drum notation staff showing a rhythmic pattern with 'x' marks for cymbals and vertical lines for other drums.

Pno.   
 Some - ti - mes I wi - sh some - one out the - re will find me

E-Pno.   
 Chords: Db Ab Eb Fm

E-Git.   
 TAB: 0 0 0 0 0 0 0 0 3 3 3 3 3 3 0 0 2 2 2 2

E-Git.   
 8

E-Git.   
 TAB: 12-12-13-13-13-13-13-17-17-15-15 15-15-15-15-12-12-13-13-13-13-13-13-13-13-13 10-10-11-11-11-11-11-15-15-13-13 13-13-13-13-10-10-11-11-11-11-11-11-11-11-11

E-Git.   
 8

Git.   
 TAB: 0 0 0 0 0 0 0 0 3 3 3 3 3 3 0 0 0 0 0 0

Git.   
 8

E-Git.

E-Git.

E. B.

Schlgz.

Pno.

Melody for the piano part, starting with a quarter rest followed by a series of eighth notes: G4, A4, Bb4, A4, G4, F4, E4, D4.

Till th - en I wa -

E-Pno.

Electric piano accompaniment with two staves. The right hand plays chords in the treble clef, and the left hand plays a bass line in the bass clef. Chord changes are marked as Db and Ab.

E-Git.

First electric guitar TAB line with fret numbers: 0 0 0 0 0 0 0 0 0 0 0 0 0 0 0.

E-Git.

First electric guitar staff with chords and a string mute 's' at the beginning.

E-Git.

Second electric guitar TAB line with fret numbers: 10 10 10 10 12 12 13 13 13 13 13 13 17 17 15 15.

E-Git.

Second electric guitar staff with chords and a string mute 's' at the beginning.

Git.

First guitar TAB line with fret numbers: 0 0 0 0 0 0 0 0 0 0 0 0 0 0 0.

Git.

First guitar staff with chords and a string mute 's' at the beginning.

E-Git.

Third electric guitar TAB line, currently blank.

E-Git.

Third electric guitar staff, currently blank.

E. B.

Electric bass staff with a bass line.

Schlgz.

Drum staff with a rhythmic pattern of eighth notes and rests.



77

Pno. *lk a - lone*

E-Pno. *E $\flat$  Fm*

E-Git. *TAB 0 0 0 0 0 0 0 0 4 4 4 4 4 4 4 4*

E-Git. *TAB 17 17 17 17 17 17 17 17 17 17 17 17 17 17 15 15 15 15 15 15 15 15*

E-Git. *TAB 0 0 0 0 0 0 0 0 4 4 4 4 4 4 4 4*

E-Git.

Git. *TAB 0 0 0 0 0 0 0 0 4 4 4 4 4 4 4 4*

E-Git.

E-Git.

E. B.

Schlgz. *II*

Pno.

E-Pno.

E-Git. TAB

E-Git.

E-Git. TAB

E-Git.

Git. TAB

Git.

E-Git. TAB

E-Git.

E. B.

Schlgz.

0 0 0 0 0 0 0 0 0 0

$\frac{4}{2}$   $\frac{4}{2}$   $\frac{4}{2}$   $\frac{4}{2}$   $\frac{4}{2}$   $\frac{4}{2}$   $\frac{4}{2}$   $\frac{4}{2}$   $\frac{4}{2}$   $\frac{4}{2}$

17 17 17 17 17 17 17 17 17 17 17 17 17 17 17 17

15 15 15 15 15 15 15 15 15 15 15 15 15 15 15 15

0 0 0 0 0 0 0 0 0 0

$\frac{4}{2}$   $\frac{4}{2}$   $\frac{4}{2}$   $\frac{4}{2}$   $\frac{4}{2}$   $\frac{4}{2}$   $\frac{4}{2}$   $\frac{4}{2}$   $\frac{4}{2}$   $\frac{4}{2}$

0 0 0 0 0 0 0 0 0 0

$\frac{4}{2}$   $\frac{4}{2}$   $\frac{4}{2}$   $\frac{4}{2}$   $\frac{4}{2}$   $\frac{4}{2}$   $\frac{4}{2}$   $\frac{4}{2}$   $\frac{4}{2}$   $\frac{4}{2}$

The musical score is arranged in a system with the following parts from top to bottom:

- Pno.:** Piano part, two staves (treble and bass clef), showing rests in both measures.
- E-Pno.:** Electric Piano part, two staves (treble and bass clef), showing rests in both measures.
- E-Git. (TAB):** Electric Guitar Tablature, two staves. The first staff shows fret numbers: 0, 0, 0, 3, 3, 3, 0, 0, 0, 1, 1, 1. The second staff shows fret numbers: 10-10-10-10-10-10-10-10-10-10-10-10-10, 10-10-10-10-10-12-12-13-13-13-13-13-13-13-13.
- E-Git. (Staff):** Electric Guitar staff with a treble clef and a 's' (sustain) pedal symbol. It contains a melodic line with eighth and quarter notes.
- E-Git. (TAB):** Electric Guitar Tablature, two staves. The first staff shows fret numbers: 8-8-8-8-8-8-8-8-8-8-8-8-8-8-8-8, 8-8-8-8-8-8-10-10-11-11-11-11-11-11-11-11.
- E-Git. (Staff):** Electric Guitar staff with a treble clef and a 's' (sustain) pedal symbol. It contains a rhythmic pattern of eighth notes.
- Git. (TAB):** Acoustic Guitar Tablature, two empty staves.
- Git. (Staff):** Acoustic Guitar staff with a treble clef and a 's' (sustain) pedal symbol, showing rests in both measures.
- E-Git. (TAB):** Electric Guitar Tablature, two empty staves.
- E-Git. (Staff):** Electric Guitar staff with a treble clef and a 's' (sustain) pedal symbol, showing rests in both measures.
- E. B.:** Electric Bass part, one staff with a bass clef, showing a melodic line with eighth and quarter notes.
- Schlz.:** Drums part, one staff with a double bar line and a '7' (seven) symbol, showing a rhythmic pattern of eighth notes.

Pno.

E-Pno.

E-Git. TAB

E-Git.

E-Git. TAB

E-Git.

Git. TAB

Git.

E-Git. TAB

E-Git.

E. B.

Schlgz.

The musical score for page 81 is arranged in a multi-staff format. At the top, the piano (Pno.) and electric piano (E-Pno.) parts are shown in treble clef with a key signature of three flats. The electric guitar (E-Git.) parts include two staves: one with standard notation and one with tablature. The first E-Git. staff has a key signature of three flats and a 's' marking. The second E-Git. staff has a key signature of three flats and a 's' marking. The guitar (Git.) parts include two staves: one with standard notation and one with tablature. The electric guitar (E-Git.) part at the bottom has a key signature of three flats and a 's' marking. The bass (E. B.) part is in bass clef with a key signature of three flats. The drum part (Schlgz.) is in bass clef and includes a '7' marking. The score is divided into two measures, with various musical notations including rests, notes, and tablature.

Pno.

E-Pno.

E-Git. TAB

E-Git.

E-Git. TAB

E-Git.

Git. TAB

Git.

E-Git. TAB

E-Git.

E. B.

Schlgz.

The musical score for page 83 is arranged in a multi-staff format. It includes parts for Piano (Pno.), Electric Piano (E-Pno.), Electric Guitar (E-Git.), Acoustic Guitar (Git.), and Bass (E. B.). The guitar parts feature both standard notation and tablature (TAB). The bass part includes a drum line (Schlgz.) indicated by 'x' marks on the staff. The key signature is three flats (B-flat, E-flat, A-flat), and the time signature is 4/4. The score is divided into two measures per system.





Pno.

E-Pno.

E-Git. TAB

E-Git.

E-Git. TAB

E-Git.

Git. TAB

Git.

E-Git. TAB

E-Git.

E. B.

Schlgz.

The musical score for page 89 consists of the following parts:

- Pno.:** Piano part with a treble clef and a key signature of three flats (B-flat, E-flat, A-flat).
- E-Pno.:** Electric piano part with a grand staff (treble and bass clefs) and a key signature of three flats.
- E-Git. (TAB):** Electric guitar tablature with fret numbers: 0 0 0 1 1 1 | 0 0 0 0.
- E-Git. (Staff):** Electric guitar standard notation with a key signature of three flats and a string number '8'.
- E-Git. (TAB):** Electric guitar tablature with fret numbers: 10-10-10-10-10-10-12-12-13-13-13-13-13-13-13 | 13-13-13-13-9-9-9-9.
- E-Git. (Staff):** Electric guitar standard notation with a key signature of three flats and a string number '8', showing a complex rhythmic pattern.
- Git. (TAB):** Acoustic guitar tablature, currently blank.
- Git. (Staff):** Acoustic guitar standard notation with a key signature of three flats and a string number '8', currently blank.
- E-Git. (TAB):** Electric guitar tablature, currently blank.
- E-Git. (Staff):** Electric guitar standard notation with a key signature of three flats and a string number '8', currently blank.
- E. B.:** Bass line with a bass clef and a key signature of three flats.
- Schlgz.:** Drum part with a double bar line and 'x' marks indicating hits.